

Product Data Sheet

GEIGER-SOLIDline Touch – A new dimension in the mechanical end stop

Introduction

The mechanical end stop Touch opens up new dimensions with regard to the commissioning of sun protection systems. The well-known and proven GEIGER two-button technology has been further simplified.

Only one button to complete the adjustment:

THE GEIGER 1- BUTTON TECHNOLOGY

Problem and Solution

Assembly Efficiency

PROBLEM:

The adjustment of the mechanical end stops just takes too long and is not accurate enough. Again and again the final positions have to be adjusted until the fit is perfect.

Frequent testing of the final positions can lead to overheating of the motor.

SOLUTION:

The **GEIGER SOLIDline Touch** ensures an extremely fast and accurate programming without special tools or setting cable: this saves assembly time and money.

Easy adjustment even in hard-to-reach areas

PROBLEM:

The adjustment of a front-mounted shutter in the upper levels is quite a dangerous undertaking without scaffolding. The setting of the lower end position is almost impossible.

SOLUTION:

The **GEIGER SOLIDline Touch** minimizes the risk considerably. Indeed, it is very easy to actuate the setting button from the inside of the building – when the hanging is extended .

Protection of the sun protection system

PROBLEM:

Inaccurate shutdowns set the hanging under permanent tensile stress. The initial end position accuracy can no longer be guaranteed which means that the end positions have to be readjusted and that is as complex as the start-up.

SOLUTION:

The **GEIGER SOLIDline Touch** has an extremely high positioning accuracy thus avoiding unnecessary strain on the hanging.

Contents

Introduction1
 Problem and Solution1
 The mechanical end stop Touch2
 Motor series SOLIDline3
 Technical Data4

Made by GEIGER

GEIGER relies on Germany as production location: the **GEIGER-SOLIDline**, like all GEIGER motors, are developed and produced in Germany. This situation allows an optimal combination of R & D, manufacturing processes and quality management.

Our clients benefit from

- low noise motors
- low energy consumption, a big plus factor today
- low heating of the engine which means a longer period of time for adjustment purposes
- high quality radio system



All from one source

PROBLEM:

When motors and accessories come from different manufacturers, assembly problems, operational malfunction or even damage might be resulting in individual cases.

SOLUTION:


We will provide you on request with the GEIGER anti-lift device and the different controls especially adapted to the **GEIGER SOLIDline Touch**.

The mechanical end stop Touch

Development objective

Our goal was clearly defined: the mechanical end stop Touch should combine all the advantages of our **Venetian blind motor GJ56..** and our **motor for rolling shutters MODULARline** and make it even better!

The goal was achieved with the SOLIDline Touch.



Mechanical end stop

The **SOLIDline Touch** end stop consists of a counter with adjustable end positions. The adjustment range between the upper and the lower end position consists of 38 rotations and is thus suitable for big-size curtains.

Drive and shutdown are not mechanically connected. Thus no load from the drive is transmitted to the end stop. The setting of both end positions is achieved with only one button on the motor head.

Application range

The **SOLIDline Touch** is operational in all classical sun protection areas.

Best suited applications:

- ▶ **Rolling shutters either built-in, front-mounted or top mounted**
- ▶ **Facade awnings, vertical awnings and window awnings**
- ▶ **Open style folding arm awnings and semi cassette awnings**

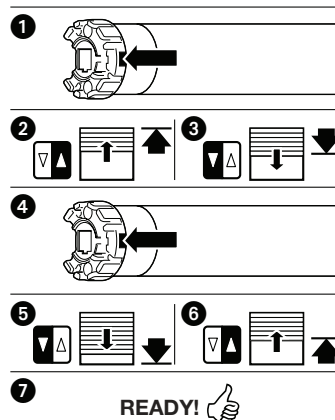
Burglar resistant

The **SOLIDline Touch** provides a high degree of safety in connection with the GEIGER anti-lift devices. It is very easy to adjust the end stops together with the anti-lift device (please note: there is no automatic torque shutdown).

Learning the end positions

The learning is quite simple and can begin either with the upper or lower end position:

- ➊ Move the hanging in a middle position.
Push deeply the setting button on the motor head.
- ➋ Move up the hanging to the upper end position.
- ➌ Return to a middle position (at least one rotation or 5 seconds away from the 1st final position.
- ➍ Press again the setting button.
- ➎ Move down the hanging to the lower end position.
- ➏ Go back to a middle position.
- ➐ Ready!



Adjustment without special tools




SOLIDline-KS



SOLIDline-COM



SOLIDline-SIC



SOLIDline-SOC

The **SOLIDline Touch** installation requires no special tools or setting cable. A screwdriver or a ball point pen will do.

For a cost-effective production of sun protection systems, the preadjustment of the upper end position can be made in your factory. The setting/changing of just one end position is possible at any time.

Motor series SOLIDline

The **GEIGER SOLIDline** motors have been developed for the specific needs of the sun protection industry and the craft trade. The motor is characterized by:

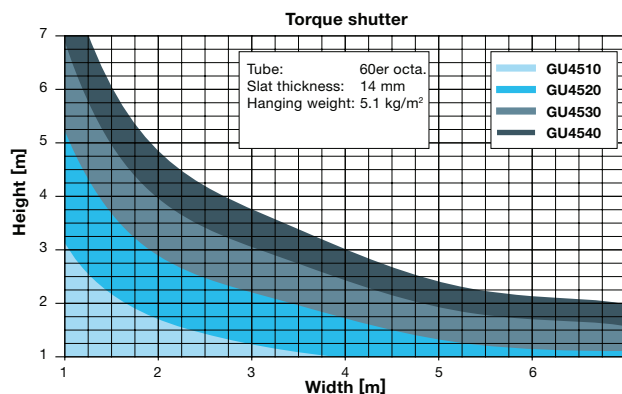
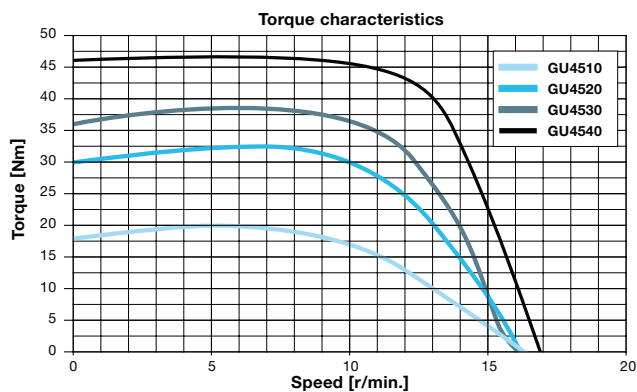
- ▶ **Low noise emissions and extremely smooth operation**
- ▶ **Low power consumption and reduced operating costs**
- ▶ **Long service life and high reliability**

SOLIDline Motor Heads

All **SOLIDline Touch** motors are available with four different motor heads:

- The extremely narrow **KS-motor head** made of plastic is best suited for all GEIGER fixing systems in order to provide quick and easy assembly/disassembly with low space requirement.
- The extremely thin **COM-motor head** offers the possibility to optimize the fabric width for screens and facade awnings. The sun protection system can be designed independently from the selected drive. Light slots should be minimized or avoided altogether – as in ZIP screens.
- Both motor heads **SIC** and **SOC** are optimally designed for installation with fixation systems with stay bolts (**SIC**) or star shaped (**SOC**). The motor heads are universally applicable in the rolling shutter area also together with traditional fastening systems.

Technical Data



Specifications series GEIGER SOLIDline (GU45..)

	GU4510	GU4520	GU4530	GU4540
Voltage	230V~/50Hz	230V~/50Hz	230V~/50Hz	230V~/50Hz
Current	0,47 A	0,63 A	0,8 A	1,0 A
Cos Phi (cosφ)	>0,95	>0,95	>0,95	>0,95
Inrush current (factor)	x 1,2	x 1,2	x 1,2	x 1,2
Power	105 W	140 W	180 W	220 W
Torque	10 Nm	20 Nm	30 Nm	40 Nm
Speed of rotation	16 1/min	16 1/min	16 1/min	16 1/min
Protection type	IP 44	IP 44	IP 44	IP 44
Total length ¹⁾	515,5 mm	545,5 mm	565,5 mm	585,5 mm
Operating type	S2 4 min	S2 5 min	S2 4 min	S2 4 min
Diameter	45 mm	45 mm	45 mm	45 mm
Weight	approx. 1,9 kg	approx. 2,2 kg	approx. 2,4 kg	approx. 2,7 kg

¹⁾ SOLIDline-ZN / SOLIDline-KS: +1 mm / SOLIDline-COM and -SIC: + 4,5 mm / SOLIDline-SOC: + 4 mm

Subject to technical modifications



The name GEIGER Antriebstechnik is synonymous worldwide for drive solutions in the sun protection area.

Today we are with more than 300 employees one of the leading manufacturers of mechanical and electrical drives for Venetian blinds, awnings and rolling shutters.

GEIGER is a well-known, mid-sized company which offers worldwide drive components for the sun protection systems.



Gerhard Geiger GmbH & Co. KG

Schleifmühle 6
D-74321 Bietigheim-Bissingen
Phone +49 (0) 71 42 / 938-300 (Sales)
Fax +49 (0) 71 42 / 938-230
www.geiger-antriebstechnik.de
info@geiger-antriebstechnik.de